

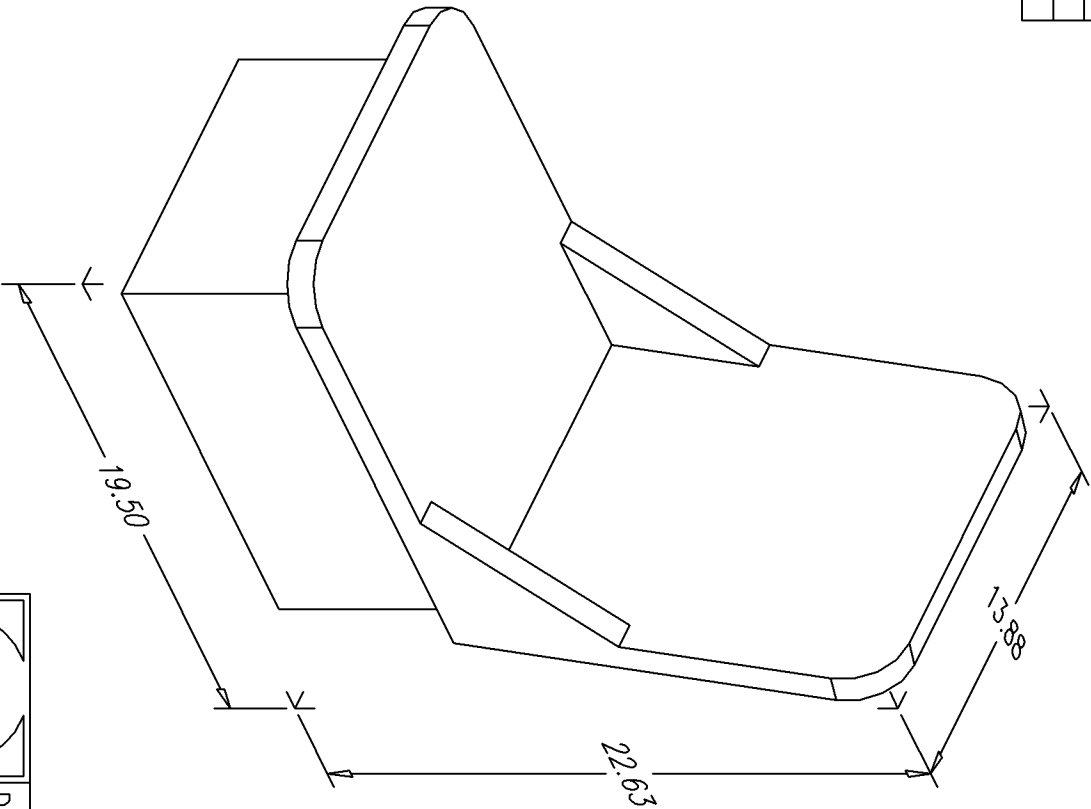
# BILL of MATERIALS

Qty.	DESCRIPTION
4	Ø0.38 MOUNTING HOLES
1	Ø0.38 DRAIN HOLE
	OVERALL HEIGHT 22.63"

NO.

REVISION


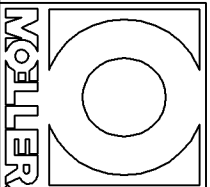
DATE



NOTE: ALL EDGES R0.38  
UNLESS OTHERWISE NOTED

PAGE 1 OF 5

THIS DRAWING AND THE ATTACHED DRAWINGS (AND THE DATA SHOWN THEREON) IS CONFIDENTIAL AND PROPRIETARY AND SHALL NOT BE USED, DISCLOSED TO OTHERS, REPRODUCED FOR ANY PURPOSE EXCEPT FOR QUOTATION TO OR ORDER BY MOELLER MARINE PRODUCTS, INC. AND/OR ITS SUBSIDIARIES WITHOUT THEIR WRITTEN CONSENT TO THE USE OF SUCH DRAWINGS AND/OR DATA.



DESCRIPTION	JUMP SEAT
PART #	ST1530H
MATERIAL	LINEAR POLYETHYLENE (REGRIND)
TOLERANCES	±1.5% UNLESS OTHERWISE NOTED
WALL THK.	0.220" NOMINAL
DRAWN BY	MOELLER ENGINEERING
	DATE 7/22/05
	COLOR BLACK