

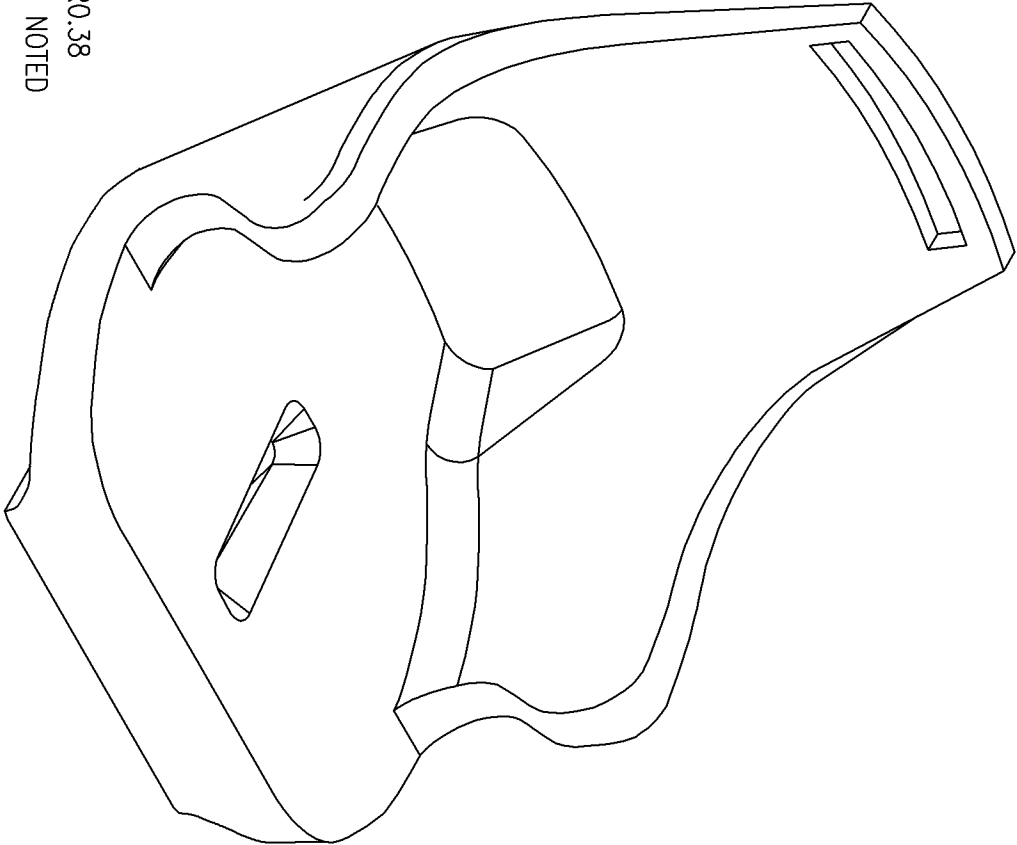
# BILL of MATERIALS

Qty. DESCRIPTION

NO.

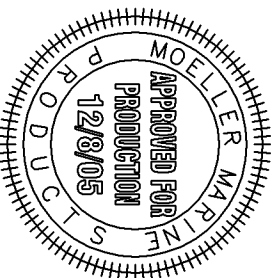
REVISION

DATE

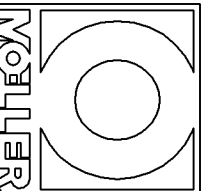


NOTE: ALL EDGES HAVE R0.38  
UNLESS OTHERWISE NOTED

OVERALL SEAT DIMENSION	
HEIGHT	19.32
WIDTH	20.50
DEPTH	21.45
INTERNAL SEAT DIMENSION	
HEIGHT	17.32
WIDTH	18.15
DEPTH	18.10



THIS DRAWING AND THE ATTACHED DRAWINGS (AND THE DATA SHOWN THEREON) IS CONFIDENTIAL AND PROPRIETARY AND SHALL NOT BE USED, DISCLOSED TO OTHERS, REPRODUCED FOR ANY PURPOSE EXCEPT FOR QUOTATION TO OR ORDER BY MOELLER MARINE PRODUCTS, INC. AND/OR ITS SUBSIDIARIES WITHOUT THEIR WRITTEN CONSENT TO THE USE OF SUCH DRAWINGS AND/OR DATA.



DESCRIPTION	ROTATIONAL MOLDED SEAT	
PART #	ST1071PM	COLOR WHITE
MATERIAL	LINEAR POLYETHYLENE	
TOLERANCES	±1.5% UNLESS OTHERWISE NOTED	
WEIGHT	9.5 LBS.	DATE 12/8/05
DRAWN BY	MOELLER ENGINEERING	